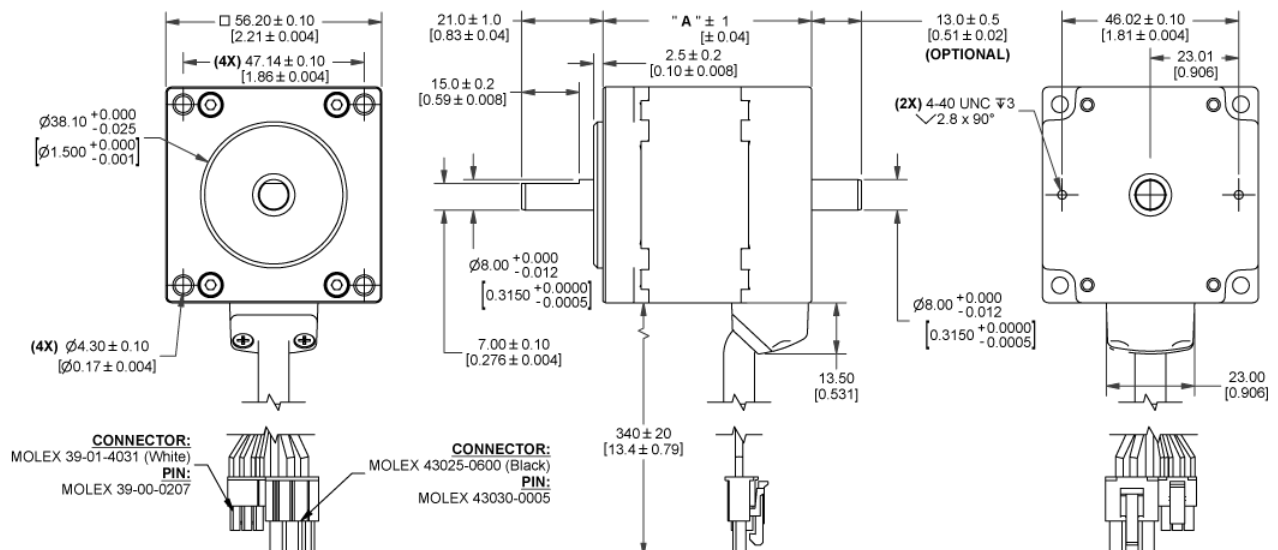




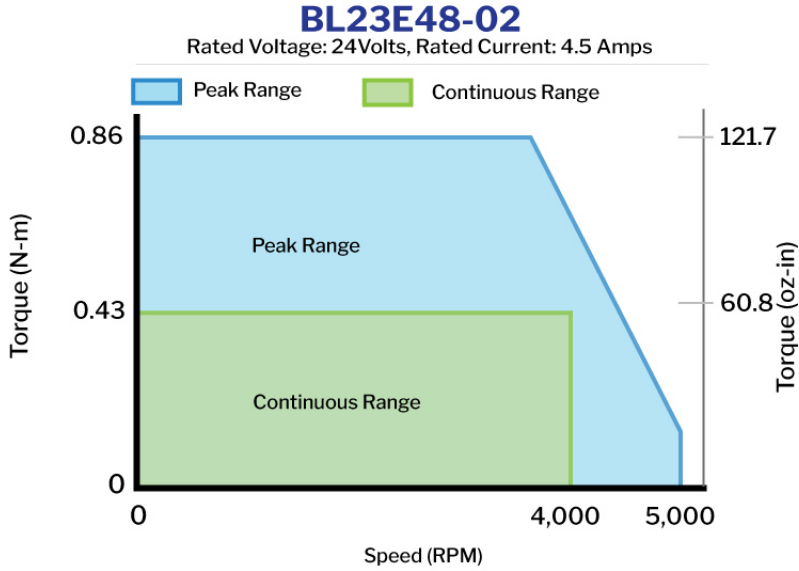
## MOTOR SPECIFICATIONS

Part Number	<b>BL23E48-02-R0</b>
Dimension "A" Max	4.78 in [121.5mm]
Rated Voltage	48 VDC
Rated Torque	60.89 oz-in [0.43N-m]
Rated Speed	4000 RPM
Rated Power	180 Watts
Rated Current	4.5 Amps
Peak Torque	121.78 oz-in [0.85N-m]
Peak Current	9 Amps
Torque Constant (kt)	13.59 oz-in/Amp
Back EMF Constant (Ke)	9.09 Vp/KRPM
Motor Constant (Km)	20.49 oz-in/√W [0.145 N-m/√W]
Resistance	0.44 Ohms
Inductance	0.54 mH
Rotor Inertia	2.49 oz-in <sup>2</sup>
Weight	3.75 lb [1.7 kg]
Electrical Time Constant	1.2 ms
Mechanical Time Constant	2.4 ms

## DIMENSIONS



# PERFORMANCE CURVE




# PIN OUT CHARTS


PIN #	COLOR	PHASE
1	RED	VCC (+5V)
2	YELLOW	HV
3	BLUE	HW
4	BLACK	GND
5	ORANGE	HU

PIN #	COLOR	PHASE
1	BLUE	W
2	ORANGE	U
5	YELLOW	V


# OPERATION & USAGE TIPS



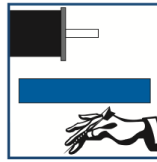
**Do not** disassemble motors; a significant reduction in motor performance will occur.



**Do not** machine shafts; this will have a negative effect on shaft run out and perpendicularity.



**Do not** disconnect motor from drive while in operation.



**Do not** use holding torque/detent torque of motor as a fail safe brake.



**Do not** hold motor by lead wires.



**Do not** exceed the rated current; this will burn the motor.

FAILURE TO COMPLY WITH THESE RECOMMENDATIONS WILL VOID ALL WARRANTY TERMS

# Motion Control, **Solved.**

## MOTOR ENGINEERING & MANUFACTURING



*Optimized  
For Your  
Application*



*Quick  
Prototype  
Turnaround*



*Small Batch  
to OEM Volume  
Production*



*US Based  
Support &  
Manufacturing*