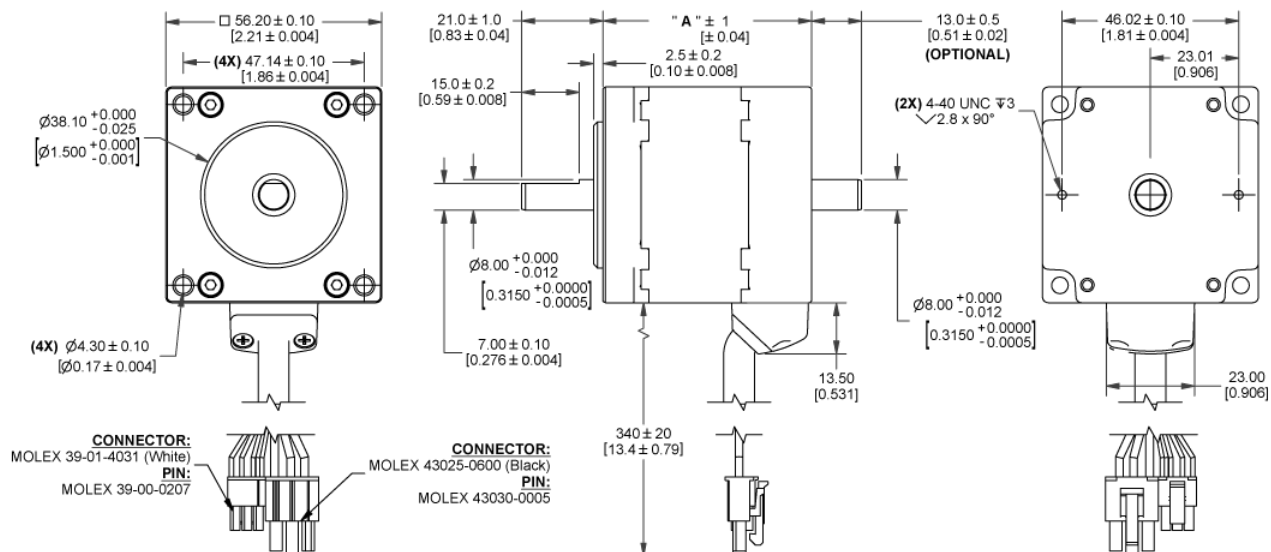




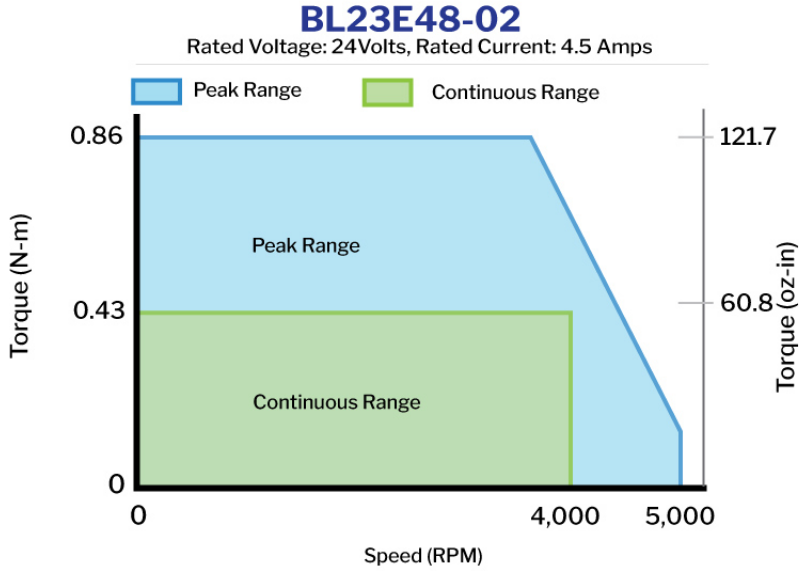
MOTOR SPECIFICATIONS

Part Number	BL23E48-02D-RO
Dimension "A" Max	4.78 in [121.5mm]
Rated Voltage	48 VDC
Rated Torque	60.89 oz-in [0.43N-m]
Rated Speed	4000 RPM
Rated Power	180 Watts
Rated Current	4.5 Amps
Peak Torque	121.78 oz-in [0.85N-m]
Peak Current	9 Amps
Torque Constant (kt)	13.59 oz-in/Amp
Back EMF Constant (Ke)	9.09 Vp/KRPM
Motor Constant (Km)	20.49 oz-in/√W [0.145 N-m/√W]
Resistance	0.44 Ohms
Inductance	0.54 mH
Rotor Inertia	2.49 oz-in ²
Weight	3.75 lb [1.7 kg]
Electrical Time Constant	1.2 ms
Mechanical Time Constant	2.4 ms

DIMENSIONS



PERFORMANCE CURVE




PIN OUT CHARTS


PIN #	COLOR	PHASE
1	RED	VCC (+5V)
2	YELLOW	HV
3	BLUE	HW
4	BLACK	GND
5	ORANGE	HU

PIN #	COLOR	PHASE
1	BLUE	W
2	ORANGE	U
5	YELLOW	V


OPERATION & USAGE TIPS



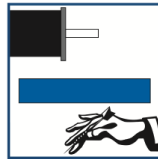
Do not disassemble motors; a significant reduction in motor performance will occur.




Do not machine shafts; this will have a negative effect on shaft run out and perpendicularity.



Do not disconnect motor from drive while in operation.



Do not use holding torque/detent torque of motor as a fail safe brake.



Do not hold motor by lead wires.



Do not exceed the rated current; this will burn the motor.

FAILURE TO COMPLY WITH THESE RECOMMENDATIONS WILL VOID ALL WARRANTY TERMS

Motion Control, **Solved.**

MOTOR ENGINEERING & MANUFACTURING



*Optimized
For Your
Application*



*Quick
Prototype
Turnaround*



*Small Batch
to OEM Volume
Production*



*US Based
Support &
Manufacturing*