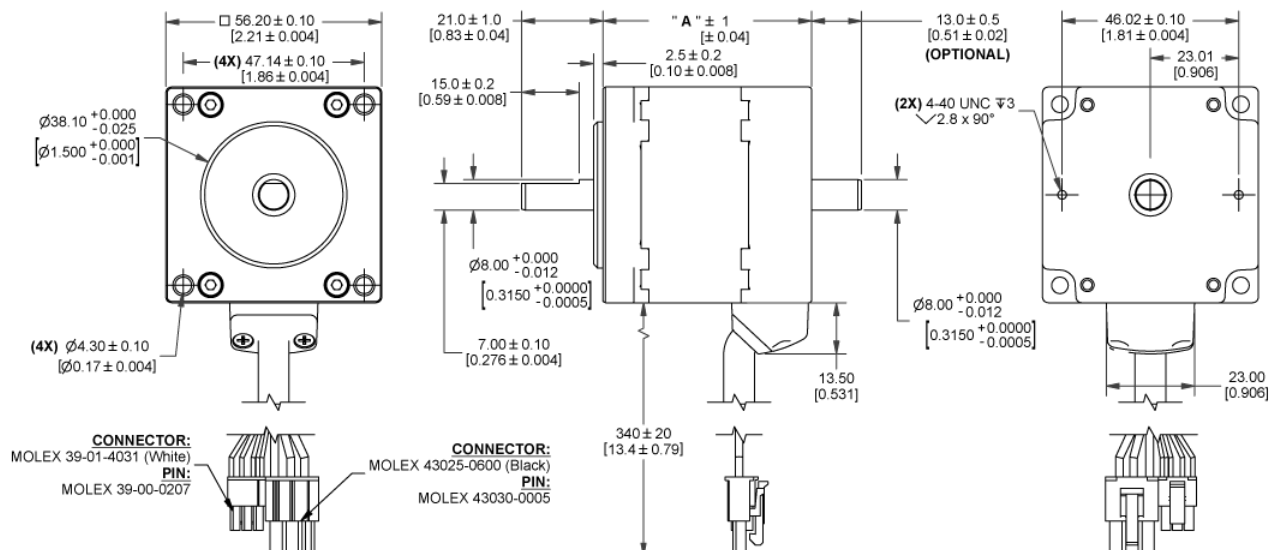




MOTOR SPECIFICATIONS

Part Number	BL23E22-02D-RO
Dimension "A" Max	2.19 in [55.5mm]
Rated Voltage	48 VDC
Rated Torque	20.53 oz-in [0.145N-m]
Rated Speed	4000 RPM
Rated Power	60 Watts
Rated Current	1.6 Amps
Peak Torque	41.07 oz-in [0.29N-m]
Peak Current	3.2 Amps
Torque Constant (kt)	12.74 oz-in/Amp
Back EMF Constant (Ke)	8.95 Vp/KRPM
Motor Constant (Km)	9.5 oz-in/√W [0.067 N-m/√W]
Resistance	1.8 Ohms
Inductance	1.9 mH
Rotor Inertia	0.81 oz-in ²
Weight	1.41 lb [0.64 kg]
Electrical Time Constant	1.1 ms
Mechanical Time Constant	3.5 ms

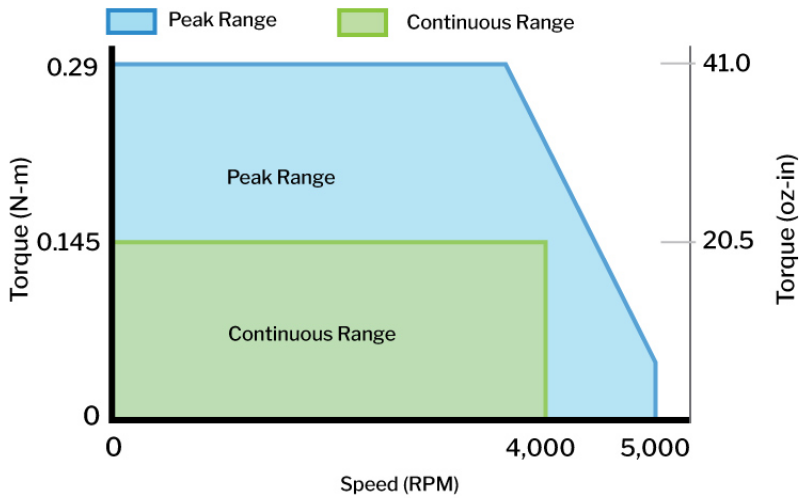
DIMENSIONS



PERFORMANCE CURVE

BL23E22-02

Rated Voltage: 48Volts, Rated Current: 1.6 Amps




PIN OUT CHARTS


PIN #	COLOR	PHASE
1	RED	VCC (+5V)
2	YELLOW	HV
3	BLUE	HW
4	BLACK	GND
5	ORANGE	HU

PIN #	COLOR	PHASE
1	BLUE	W
2	ORANGE	U
5	YELLOW	V


OPERATION & USAGE TIPS



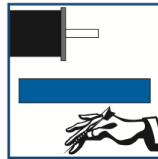
Do not disassemble motors; a significant reduction in motor performance will occur.




Do not machine shafts; this will have a negative effect on shaft run out and perpendicularity.



Do not disconnect motor from drive while in operation.



Do not use holding torque/detent torque of motor as a fail safe brake.



Do not hold motor by lead wires.



Do not exceed the rated current; this will burn the motor.

FAILURE TO COMPLY WITH THESE RECOMMENDATIONS WILL VOID ALL WARRANTY TERMS

Motion Control, **Solved.**

MOTOR ENGINEERING & MANUFACTURING



Optimized
For Your
Application



Quick
Prototype
Turnaround



Small Batch
to OEM Volume
Production



US Based
Support &
Manufacturing