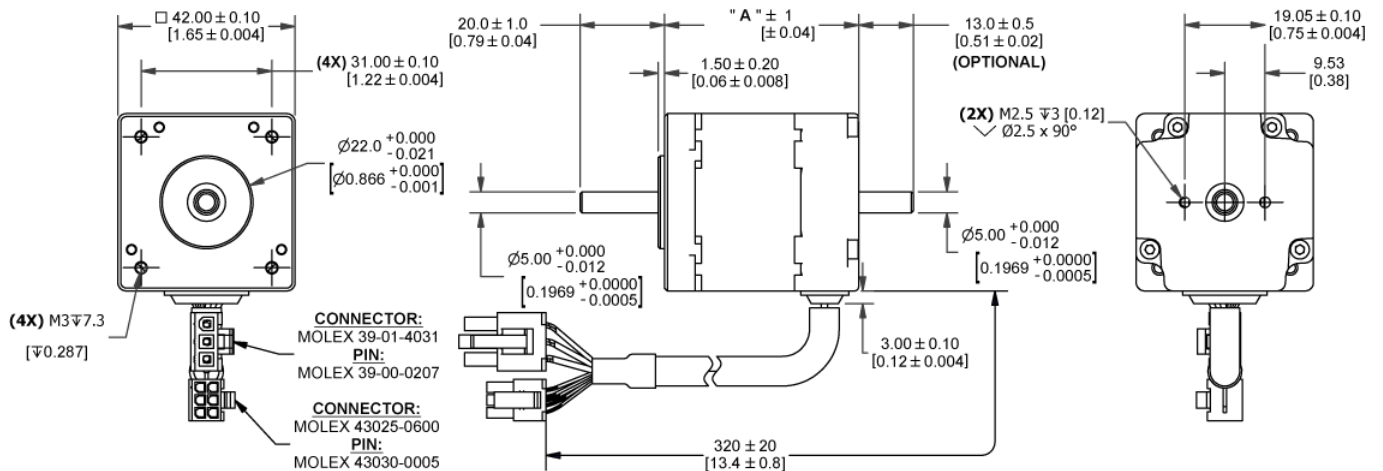


MOTOR SPECIFICATIONS

Part Number	BL17E40-01D-R0
Dimension "A" Max	3.98 in [101mm]
Rated Voltage	24 VDC
Rated Torque	30.45 oz-in [0.215N-m]
Rated Speed	4000 RPM
Rated Power	90 Watts
Rated Current	4.92 Amps
Peak Torque	60.9 oz-in [0.43N-m]
Peak Current	9.84 Amps
Torque Constant (kt)	6.23 oz-in/Amp
Back EMF Constant (Ke)	4.23 Vp/KRPM
Motor Constant (Km)	9.85 oz-in/√W [0.070 N-m/√W]
Resistance	0.4 Ohms
Inductance	0.37 mH
Rotor Inertia	0.79 oz-in ²
Weight	1.83 lb [0.83 kg]
Electrical Time Constant	0.9 ms
Mechanical Time Constant	3.2 ms

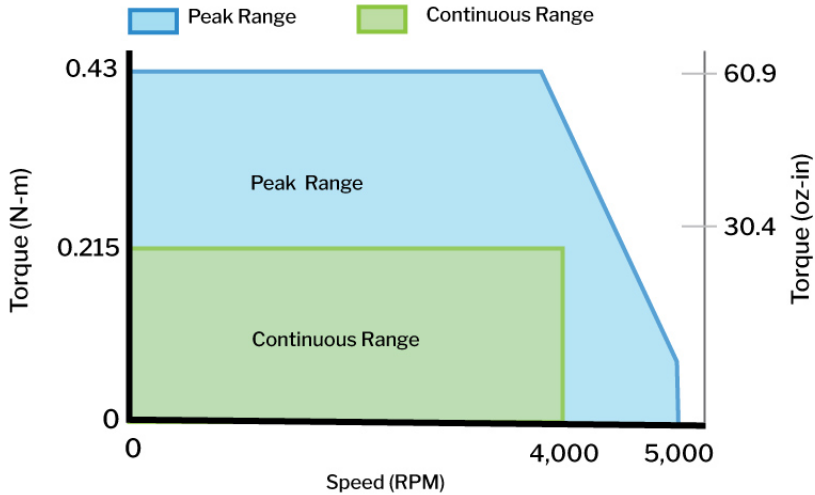
DIMENSIONS



PERFORMANCE CURVE

BL17E40-01

Rated Voltage: 24Volts, Rated Current: 4.92 Amps




PIN OUT CHARTS


PIN #	COLOR	PHASE
1	RED	VCC (+5V)
2	YELLOW	HV
3	BLUE	HW
4	BLACK	GND
5	ORANGE	HU

PIN #	COLOR	PHASE
1	BLUE	W
2	ORANGE	U
5	YELLOW	V


OPERATION & USAGE TIPS



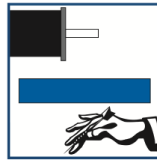
Do not disassemble motors; a significant reduction in motor performance will occur.



Do not machine shafts; this will have a negative effect on shaft run out and perpendicularity.



Do not disconnect motor from drive while in operation.



Do not use holding torque/detent torque of motor as a fail safe brake.



Do not hold motor by lead wires.



Do not exceed the rated current; this will burn the motor.

FAILURE TO COMPLY WITH THESE RECOMMENDATIONS WILL VOID ALL WARRANTY TERMS

Motion Control, Solved.

MOTOR ENGINEERING & MANUFACTURING



Optimized For Your Application



Quick Prototype Turnaround



Small Batch to OEM Volume Production



US Based Support & Manufacturing