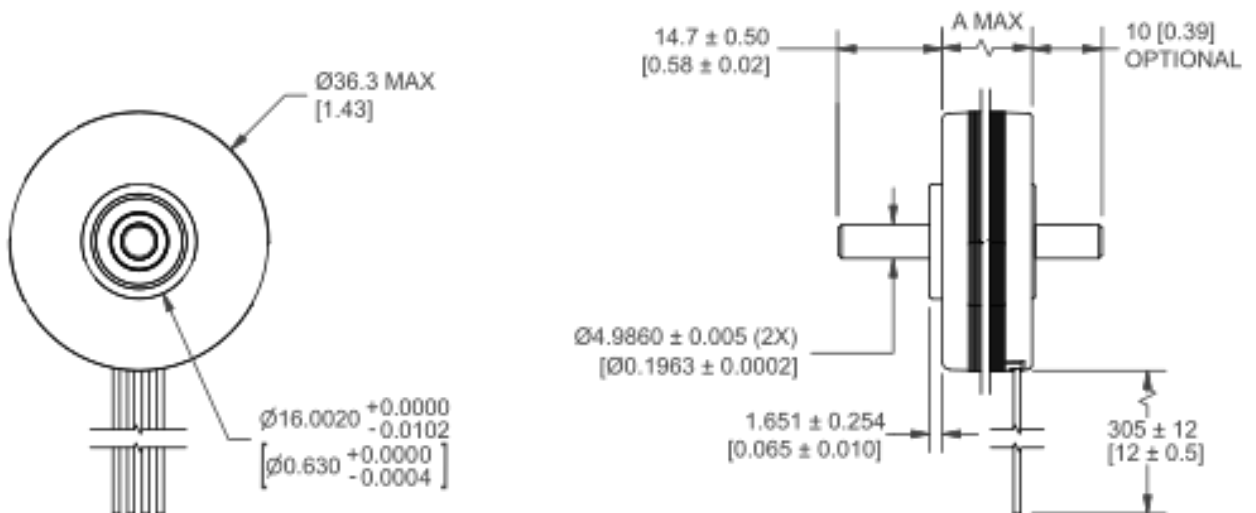


## MOTOR SPECIFICATIONS



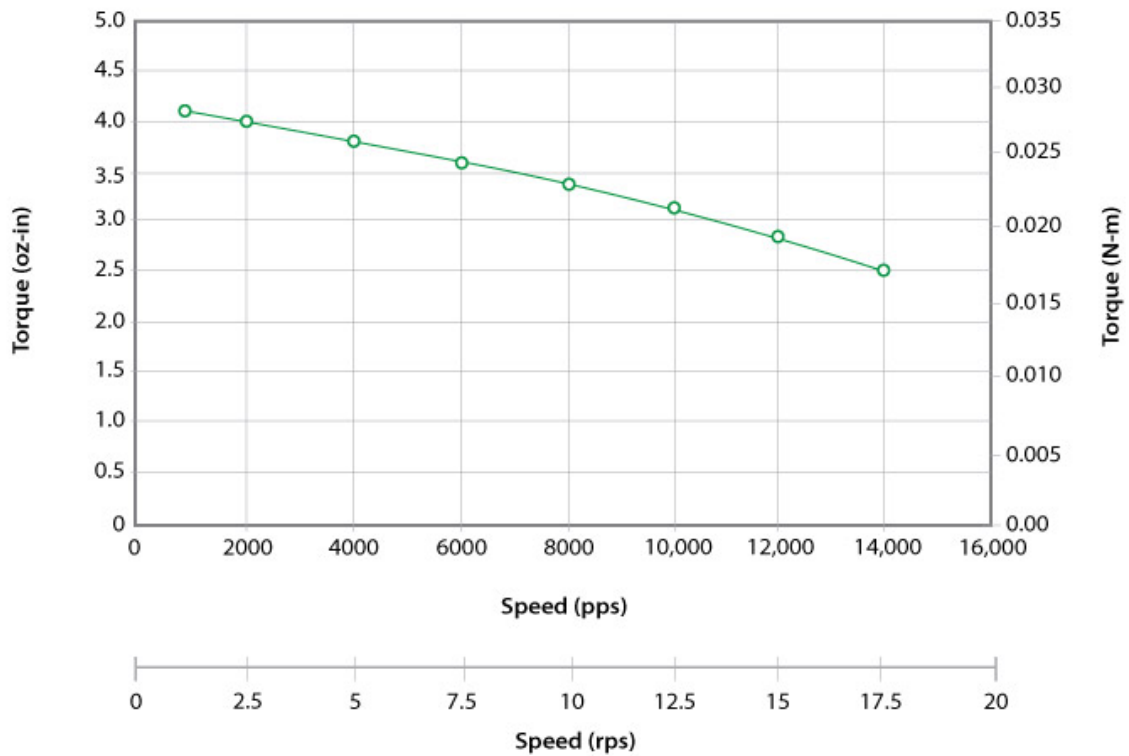
|                             |                                     |
|-----------------------------|-------------------------------------|
| <b>Part Number</b>          | <b>3809Y-51</b>                     |
| <b>NEMA Size</b>            | NEMA 14                             |
| <b>Frame Size</b>           | 36.3mm (1.4 in)                     |
| <b>Step Angle</b>           | 0.9 deg/step                        |
| <b>Body Length (Dim. A)</b> | 14mm (0.6 in)                       |
| <b>Current</b>              | 0.6 Amps/Phase                      |
| <b>Holding Torque</b>       | 0.04 Nm (6 oz-in)                   |
| <b>Resistance</b>           | 4 Ohm/Phase                         |
| <b>Rotor Inertia</b>        | 5.49 g-cm <sup>2</sup> (0.03 oz-in) |
| <b>Number of Leads</b>      | 4                                   |
| <b>Connection</b>           | Bipolar                             |
| <b>Weight</b>               | 0.07 kg (0.16 lb)                   |

## DIMENSIONS



# PERFORMANCE CURVE

3809Y-51 24VDC, 0.6 Amps/Phase, Bipolar, 1/2 Stepping



# OPERATING CONDITIONS

|   |   |
|---|---|
| <b>Radial Play</b>                                | 0.03 mm max @ 0.45 kg load (0.001 in max @ 1 lb load) |
| <b>End Play</b>                                   | 0.08 mm max @ 1.36 kg load (0.003 in max @ 3 lb load) |
| <b>Shaft Run Out</b>                              | 0.05 mm TIR (0.002 in TIR)                            |
| <b>Concentricity of Mounting Pilot to Shaft</b>   | 0.08 mm TIR (0.003 in TIR)                            |
| <b>Perpendicularity of Shaft to Mounting Face</b> | 0.08 mm TIR (0.003 in TIR)                            |
| <b>Max Axial Load</b>                             | 2.72 kg (6 lb)  |
| <b>Maximum Case Temperature</b>                   | 80 deg C  |
| <b>Ambient Temperature</b>                        | -20 to 50 deg C                                       |
| <b>Storage Temperature</b>                        | -20 to 100 deg C                                      |
| <b>Humidity Range</b>                             | 85% or less, non-condensing                           |
| <b>Magnet Wire Insulation</b>                     | Class B 180° C*                                       |
| <b>Insulation Resistance</b>                      | 100 Ohm at 500 VCD                                    |
| <b>Dielectric Strength</b>                        | 500 VCD for 1 min                                     |

## OPERATION & USAGE TIPS



**Do not** disassemble motors; a significant reduction in motor performance will occur.




**Do not** machine shafts; this will have a negative effect on shaft run out and perpendicularity.



**Do not** disconnect motor from drive while in operation.



**Do not** use holding torque/detent torque of motor as a fail safe brake.



**Do not** hold motor by lead wires.



**Do not** exceed the rated current; this will burn the motor.

FAILURE TO COMPLY WITH THESE RECOMMENDATIONS WILL VOID ALL WARRANTY TERMS

## WIRING TABLE

| COLOR | FUNCTION  |
|-------|-----------|
| Red   | A+ Phase  |
| Blue  | A- Phase  |
| Green | B + Phase |
| Black | B- Phase  |

## RECOMMENDED DRIVERS/CONTROLLERS



Single Axis Controller  
+ Driver  
**R256-RO**



Microstepping Driver  
**R208**

# Motion Control, **Solved.**

## MOTOR ENGINEERING & MANUFACTURING



Optimized  
For Your  
Application



Quick  
Prototype  
Turnaround



Small Batch  
to OEM Volume  
Production



US Based  
Support &  
Manufacturing